

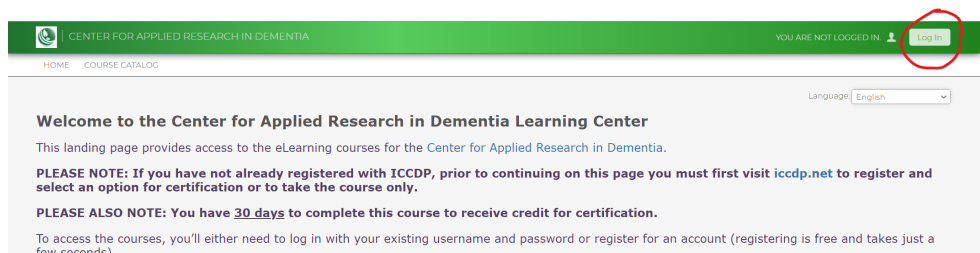
GROUP MEMBER COURSE ENROLLMENT INSTRUCTIONS FOR THE MONTESSORI DEMENTIA CARE PROFESSIONAL COURSE

CREATE AN ACCOUNT IN THE LEARNING PORTAL & ENROLL IN THE COURSE:

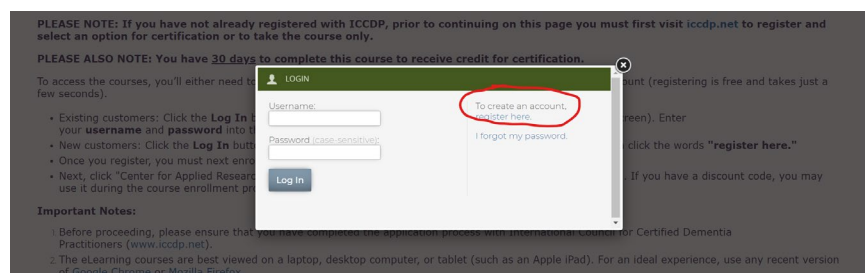
1. Obtain a discount code from your group's administrator (the person at your organization who set up your group account). Your group administrator will be responsible for managing the account and communicating with group members. Please reach out to your group administrator if you do not receive your discount code.

2. Go to <https://cen4ard.inquisiq4.com>

3. Click “Log In” in the upper left of your screen

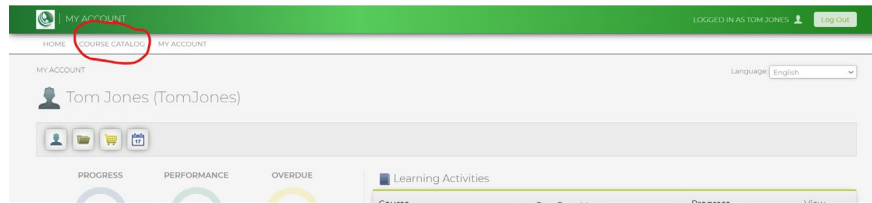


4. Click “Resister Here” and follow the instructions

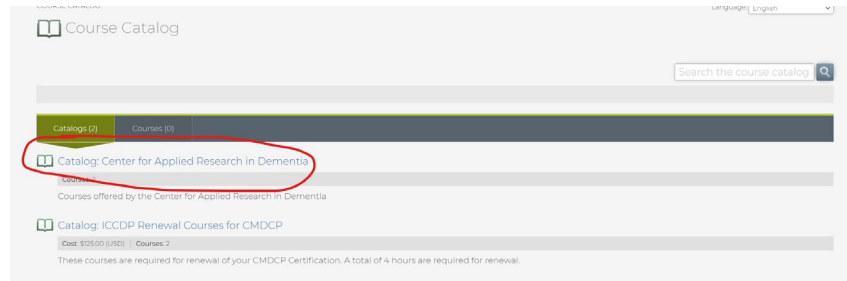


5. Complete the registration form. **IMPORTANT - YOU MUST USE THE SAME NAME AND E-MAIL ADDRESS THAT YOU USED AT ICCDP WHEN YOU REGISTER WITH CARD!** Failure to do so will result in not receiving your certification.

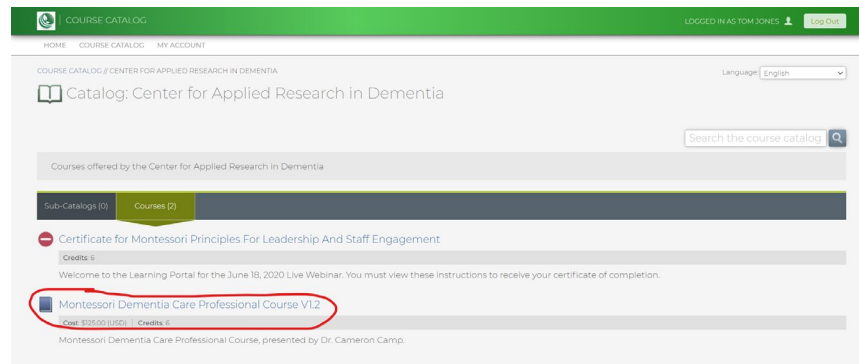
6. Click “Course Catalog” from the top menu



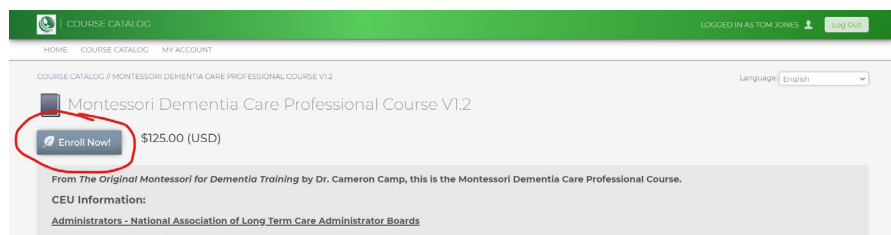
7. Select “Center for Applied Research in Dementia”



8. Select “Montessori Dementia Care Professional Course”



9. Click “Enroll”



10. Complete the enrollment and billing forms. Be sure to enter the discount code provided to you by your group administrator into the COUPON CODE box to receive the discount.