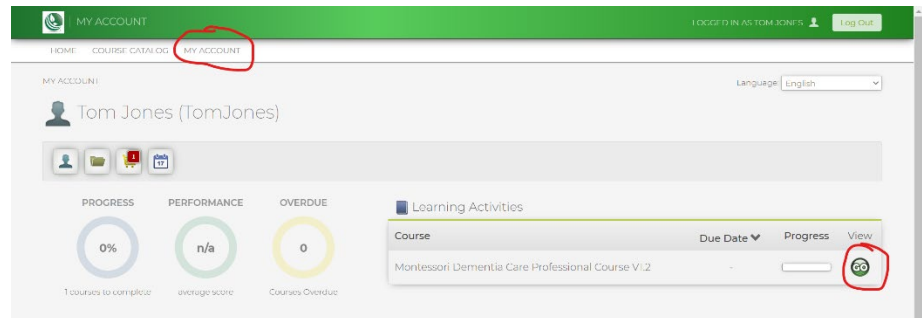
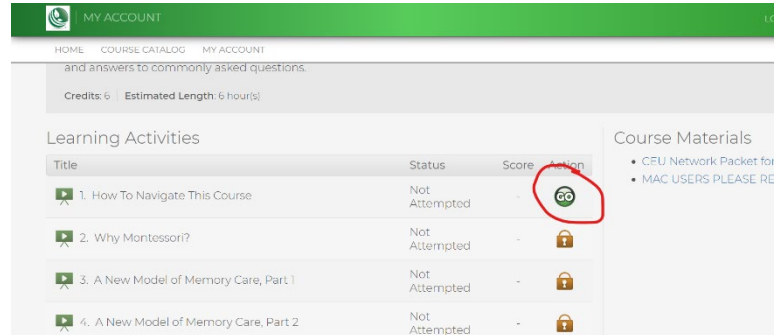


## COMPLETING THE MONTESSORI DEMENTIA CARE PROFESSIONAL COURSE:

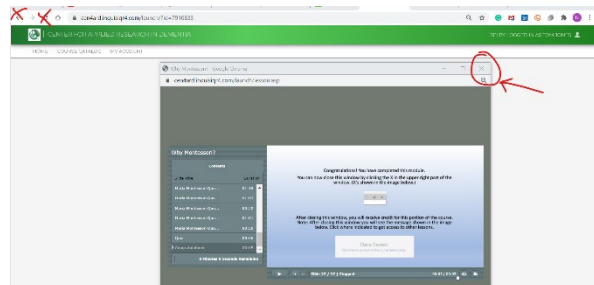
1. Click on My Account in the top left menu. The course should now appear under Learning Activities. Click the “GO” button next to the course name and progress bar.



2. Scroll Down until you see the list of modules. Click “GO” next to the first module. This module will show you how to complete the rest of the course. Be sure to watch it in its entirety.



3. VERY IMPORTANT! After each module, be sure to close the pop-up window to ensure that your progress is saved. DO NOT use the back button or refresh your browser, which may lock your account and/or require you to repeat the module.



4. After you close the window, wait until you see a message indicating your data is saved. Then use the provided link to return to the course modules.

